

REGEN C-NOVE TM

This exclusive revitalizing 5 in 1- multifunctional anti-aging facial device gives your skin a new life, and prevents your skin from premature aging by using revolutionary non-invasive technology.

- For best results and for your safety, we recommend that you carefully read the operating instructions.
- REGEN C-NOVE is only for skin health and beauty care use.
- This product should not be sold or used as medical treatment

Contents

Welcome to Your Beauty Club! _____	2
Precautions for Safe Use _____	2
Product Information and Features _____	3
Product Specification _____	4
Name of Components _____	5
Display Screen _____	6
How to use REGEN C-NOVE _____	8
Power Supply Instruction _____	9
Care and Maintenance _____	10
Warranty _____	11
Contact Information _____	11

Welcome to Your Beauty Club!

WHY REGEN?

REGEN stands for "regenerate" which is exactly how we plan to fulfill your expectations of the perfect product to help your skin regain its natural beauty and healthy glow. A naturally beautiful and vital skin is the basic element for good looks and strengthens your self-esteem. Because that's what we strive to achieve. "***Dare to be YOU!***" is our motto, and we wish to bring you one step closer to well-being, happiness and a harmonious life.

REGEN C-NOVE is a unique multifunction device in our range of luxury beauty devices for home use. We want to offer our customers products that are safe and effective. All our products have high quality and comply with the safety requirements of the European Union (CE-marking and RoHS compliance. The RoHS aims at reducing health and environmental risks by limiting hazardous chemical substances in electronic equipment.) In order to use and maintain this product properly, please read the user instructions carefully and save the instructions for future reference. All contents of this manual have been carefully reviewed and apply exclusively to the REGEN C-NOVE device. This text is intended for the customer's use of the device and the company reserves the right to final interpretation of the information. If you have any questions or suggestions, please contact the REGEN service center.

Precautions for Safe Use

Be sure to read all safety precautions. By taking into account the safety precautions and following the operating instructions in this manual, you ensure the safety of yourself and others. NOTE! REGEN accepts no liability for damage caused by neglecting the following warnings:

- ❖ The following persons should NOT use this device:
 - Children
 - Pregnant, nursing or menstruating women
 - People with skin disease, e.g. eczema, skin allergy, atopic dermatitis, etc.
 - People suffering from mental illness, diabetes, heart disease, tumor disease, tuberculosis, blood disorder or people recently treated with photosensitization therapy.
 - People with a pacemaker or other implants, such as a defibrillator, etc.
 - People with a fever
- ❖ REGEN C-NOVE should not be used (except COOL mode) on the eyelid or eyeball, on wounds prosthesis, neck, larynx or above the heart.
- ❖ Avoid exposure to sunlight and high temperatures. Do not put the device near sources of heat.
- ❖ If the device is damaged by accident, do not use it again.
- ❖ Please do not disassemble the parts and do not attempt to repair if damaged.

REGEN C-NOVE

- ❖ Sharing the product with other family members or friends is unhygienic and therefore not recommended.
- ❖ Do not use in the vicinity of strong electromagnetic fields, e. g. near an induction cooker.
- ❖ Do not damage/replace the charging cord. Avoid dragging or disconnecting the cord from the device.
- ❖ Do not twist the cord around the unit during use/charge as this may cause short circuit or fire. If the cord is heated or damaged, stop using the device immediately.
- ❖ Do not touch the electrode head with wet hands during use since short circuit or fire may occur.
- ❖ Always check for obvious damage before use. Do not use the appliance if damaged.
- ❖ Keep the product out of the reach and sight of children.
- ❖ After the product has been used for a while, especially after COOL mode, it will get hot. Turn off the product for at least 30 minutes.

Product Information and Features

REGEN C-NOVE is a beauty device for home use. This product integrates five different smart technologies in order to achieve a successful end-result.

RF/RADIOFREQUENCY

In beauty technology, RF skin toning treatment is a noninvasive skin rejuvenation method which regenerates the skin effectively by reducing wrinkles and improving the elasticity of skin. The energy produced by RF waves heats the dermis (middle layer) and subcutaneous (deeper) layers simultaneously without damaging the epidermis (upper layer). Heat forces existing collagen fibers to contract. The contracting collagen fibers pull and tighten the skin. The fibroblasts' metabolism increases and this stimulates production of new collagen fibers. The result is fewer deep lines, less visible cellulites and less visible wrinkles. The skin immediately feels tighter and firmer. Regular use promotes long term result.

MICROVIBRATION

Massaging the skin by gentle vibrations leads to contraction of the pores and increasing elasticity of the skin by tightening different skin layers.

GALVANIC ION/ POSITIVE AND NEGATIVE ION THERAPY

Galvanic ion therapy cleans the skin from the excess sebum and impurities that leads to dull skin complex. Because negatively charged ions attract and encapsulate toxins, stubborn dirt and oil can easily be removed from the skin. The positive ions work to attract the encapsulated contaminants inside the skin up to the skin surface. In addition to deep cleansing, ion therapy also provides better absorption of skin care products and better nutrition of the skin's outer layers. Increased circulation and cell oxygenation lead to better cell health and a reduction of free radicals, which in turn prevent premature aging of the skin.

REGEN C-NOVE

LED-LIGHT PHOTOTHERAPY

REGEN C-NOVE uses LED-light therapy/phototherapy. This function is based on LED (Light Emitting Diodes) transmitting light energy to the skin without any unwelcome side effects. The light activates photoreceptors in skin cells and the process leads to damage repair and new cell growth. This method is safe, approved and used in clinics to treat certain beauty problems, such as inhibiting formation of melanin pigments, acne control, rosacea, inflammation and wrinkles. Phototherapy can also help skin care products penetrate deeper into the skin and give better effect. There are two different wavelengths of photon therapy in REGEN C-NOVE, red and blue:

Red light: (wavelength 625 +/- 3nm) penetrates the skin about 8-10 mm and is suitable for all skin types. Red LED improves skin glow, and promotes circulation, collagen formation and cell repair. The skin gets tighter and smoother with less visible wrinkles and fine lines. You can use red LED on areas around your eyes.

Blue light: (wavelength 465 +/- 3nm) penetrates the skin about 5 mm and has an antibacterial effect, (e.g. on *Propionibacterium Acnes* which is involved in acne). This wavelength adjusts sebum production and has a calming effect on inflammation and redness. Hyperpigmentation fades away and the skin regains its youthful glow. This wavelength fits all skin types, especially oily skin with mild to moderate acne.

EMS

EMS (Electro Muscle Stimulation), micro stream facial treatment involves the application of weak waveform electrical impulses excreted by electrode probes in combination with a conductive gel. When applied to the skin, the gentle electrical current activates the underlying muscle fibers. The circulation increases, the muscles become sturdier and the skin gets a firmer tone and texture.

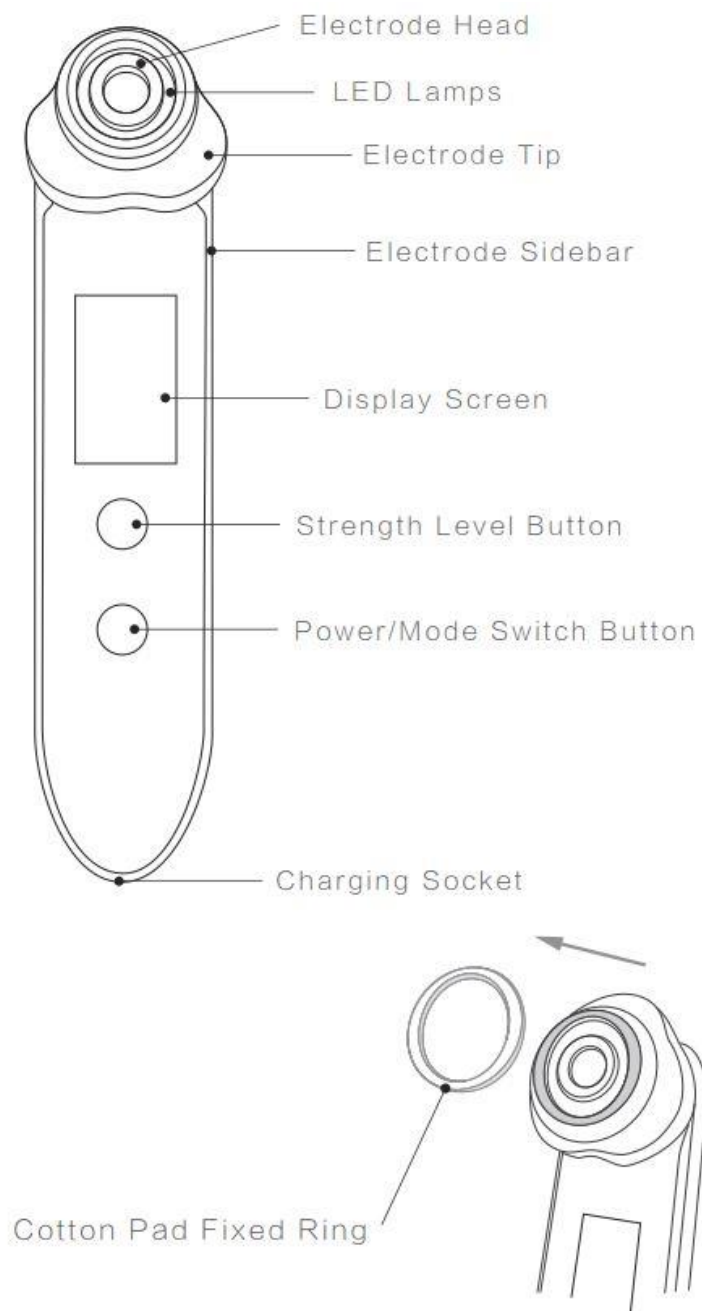
COOL

This feature may also be used on eyelids/ eyeballs. It provides a comfortable cooling of the skin. The skin may instantaneously tighten with smaller pores.

Product Specification

NAME	ANTI-AGING FACE DEVICE
MODEL	REGEN C-NOVE
CHARGE VOLTAGE/CURRENT	Dc 9.0 v (500 mA)
BATTERY SPECIFICATION	7.4 V, 600mAh
POWER CONSUMPTION	8W
MATERIAL	ABS, Stainless Steel
SIZE	188 x 41.6 x 56.5 mm
WEIGHT	167g

Name of Components



REGEN C-NOVE

Display Screen

- 1) Long press MODE key, the device will beep and the display screen lightens up.
- 2) Short press MODE key and choose functions:
 - a) RF+CLEAN. *Micro vibration is active = Anti-aging+Cleansing*
 - b) RF+MOISTURE. *Micro vibration is active = Anti-aging+Moisturize*
 - c) RF+EMS = *Anti-aging*
 - d) RF+ Red LED = *Anti-aging*
 - e) COOL+ Blue LED = *Soothing+Anti-inflammatory*
- 3) After beeping, the device will automatically enter CLEAN mode. Press MODE key again and switch the function sequentially in accordance with MOISTURE, EMS, RF-LED, COOL or CLEAN mode.
- 4) Long press MODE key to shut down the device. The charging indicator is only shown during charging or when the battery voltage is low. Don't press the LEVEL key too long.

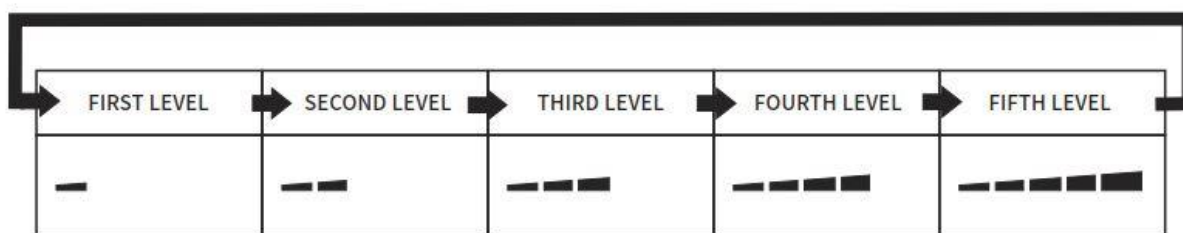


MODE BUTTON

MODE	CLEAN	MOISTURE	EMS	LED	COOL
FUNCTION	RF/Vibration	RF/Vibration	RF/EMS	RF/RED LED	COOL/ BLUE LED
DISPLAY					

REGEN C-NOVE

Strength Level Button



- 1) You can choose five different levels of strength.
- 2) To choose level of strength, short press the LEVEL-button in one of these modes:
 - a) RF-CLEAN
 - b) RF-MOISTURE
 - c) RF-EMS
- 3) You cannot choose LEVEL for RF-Red LED and COOL mode.
- 4) Always start with the lowest level and adjust to the most comfortable level. We recommend you to use the device 2-3 times a week. Maximum usage of each function is 5 minutes.
- 5) After CLEAN \ MOISTURE \ EMS mode, the product enters 2 minutes standby before next mode. The next mode on the screen lights up and shows STANDBY. To continue, press MODE to start the next function. The product will turn off automatically after about 2 minutes with a beep sound. After COOL mode, there is no STANDBY and the product is switched off with a beep sound.

Recommendations of Different Functions

MODE	FUNCTION	FEATURES	CUTTON PAD	SKIN CARE PRODUCT
CLEAN	RF, Ion, VIBRATION	Deep cleansing Relaxing	Yes	TONER/GEL
MOISTURE	RF, Ion-, VIBRATION	Moisturize and gives radiance to skin Better absorption of skin care products	No	SERUM/GEL
EMS	RF, EMS	Stimulates muscles Tightens skin	Optional	SERUM/GEL
RED LED	RF, RED LED	Promotes collagen proliferation	No	SERUM/GEL
COOL	BLUE LED, COOL	Reduces pore size and firms skin	No	Nothing

REGEN C-NOVE

Usage of Cotton Pad

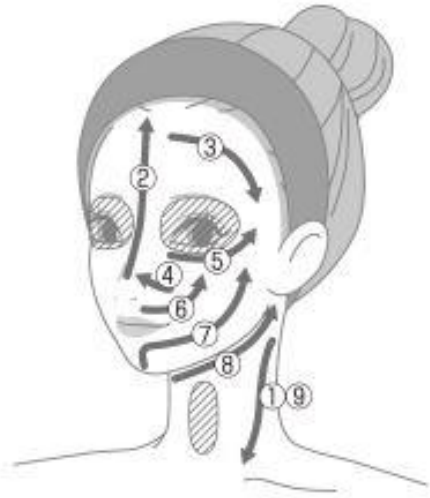
- Remove the fixing ring from the electrode head.
- Put the cotton pad on the electrode head and attach it to the electrode head with the fixing ring. (Preferably use REGEN C-NOVES own thin cotton pads)
- Distribute toner, gel or serum evenly on the cotton pad or on your face before using the intended function.



How to use REGEN C-NOVE

- ❖ Remove all jewellery, including piercing.
- ❖ Clean your skin from make up residues and impurities with water and mild soap.
- ❖ Prepare a cotton pad and attach it to the electrode head using the fixing ring.
- ❖ Apply toner or gel. Use water-soluble facial products and avoid strong soaps or scrubbing lotions.
- ❖ Long press MODE button until the display lights up. Then select function. Adjust the strength.
- ❖ Move the electrode head on your face and make sure that the entire surface of the electrode head touches the skin. Move the device approximately 2cm per second in CLEAN/MOISTURE mode. Do not hold the electrode head for more than 3 seconds in each area. If the skin feels warm, move the electrode head to another area of the face.
- ❖ NOTE! Do not use CLEAN/MOISTURE mode on or around your eyes.
- ❖ During COOL mode, apply the device as if punching your skin: Press and hold. Lift and move. Press and hold (repeat).
- ❖ If you feel discomfort or skin irritation after using the device, stop using the device.
- ❖ After treatment, you can use moisturizing cream or your favourite anti-wrinkle cream.
- ❖ Clean the electrode head with a slightly damp piece of cloth.
- ❖ Excessive use of the device may damage the skin.
- ❖ Do not look directly at the LED light to avoid eye irritation. Close your eyes when treating the area around your eyes.

REGEN C-NOVE



RF-CLEAN/RF-MOISTURE mode:

Move the electrode head according to arrows 1-9. Dashed areas should not be treated.



RF-EMS mode:

Massage your skin with circular motions according to arrows 1-12. Dashed areas should not be treated.

Power Supply Instruction

- Charge the device fully before its first use.
- This device contains a built-in lithium battery. When the battery is low, the device will make a beeping noise. The battery indicator lights up 3 times and the product automatically turns off.
- Only the product's original DC-cable should be used for charging.
- Insert the DC-cable into the charging socket on REGEN C-NOVE.
- Connect the USB side into a USB charger, for example your phone charger or computer. The LED light flashes continuously during charging and turns off when the device is fully charged.
- It takes about 2 hours to charge the battery.

Care and Maintenance

- Keep the device in a dry and ventilated place. Avoid exposure to moist and warm weather.
- Never clean the electrode head under water. Use a slightly damp cloth when cleaning stains that may appear on the electrode head.
- Start and check the product periodically if you do not use it regularly.
- Do not use strong solvents to clean this product.

Recycling

This device must be recycled as electronic waste and should not be thrown in ordinary household waste. By leaving the device to a recycling center, you contribute to a cleaner planet and a better environment.



Warranty

The right of reclaim is governed by the Consumer Purchase Act and entitles you as a customer to reclaim a product within a certain period of time. In addition to the right to reclaim, REGEN offers you a 1 year warranty on REGEN C-NOVE. The warranty is valid for 1 year from the date of purchase.

The warranty includes original errors or malfunctions that were present at the time of delivery. However, the warranty does NOT include wear and appearance changes from normal use. In addition, the warranty does not apply to any damage resulting from improper use, accidents or negligence. Disassembling the device is prohibited and will end your warranty as it will damage the product.

For more detailed information about warranty and terms and conditions please visit us at www.regenerate.nu

Contact Information

©2018 REGEN DARE TO BE YOU! All rights reserved.

Albafides Care AB
Postbox 209
21428 Malmo/Sweden

Phone: 0046(0)40 644 95 95

Email: info@regenerate.nu

www.regenerate.nu

